

United States Patent [19]

Martinelli et al.

[11] Patent Number: Des. 313,589

[45] Date of Patent: ** Jan. 8, 1991

[54] **HAND OPERATED COMPUTER DISPLAY CONTROL**

[75] Inventors: **John K. Martinelli; Timothy C. Barry**, both of Fremont, Calif.

[73] Assignee: **Microspeed, Inc.**, Fremont, Calif.

[**] Term: **14 Years**

[21] Appl. No.: **77,558**

[22] Filed: **Jul. 24, 1987**

[52] U.S. Cl. **D14/114**

[58] Field of Search D14/100, 106, 107, 114;
D13/12, 32, 38; D21/48; 340/700, 706, 711,
712; 341/22, 23; 178/18, 19; 273/148 B; 74/471
XY; 200/5 A, 5 R, 6 A, 6 R

[56] **References Cited**

U.S. PATENT DOCUMENTS

D. 285,445 9/1986 Davis et al. D14/114
D. 291,318 8/1987 Kim D14/114

D. 292,600 11/1987 Wagner D14/114
D. 302,010 7/1989 McLaughlin et al. D14/114
4,471,409 9/1984 Dittrich D14/114 X

Primary Examiner—Wallace R. Burke
Assistant Examiner—Freda S. Nunn
Attorney, Agent, or Firm—Skjerven, Morrill,
MacPherson, Franklin & Friel

[57] CLAIM

The ornamental design for a hand operated computer display control, as shown and described.

DESCRIPTION

FIG. 1 is a top, front, right side perspective view of a hand operated computer display control showing our new design;

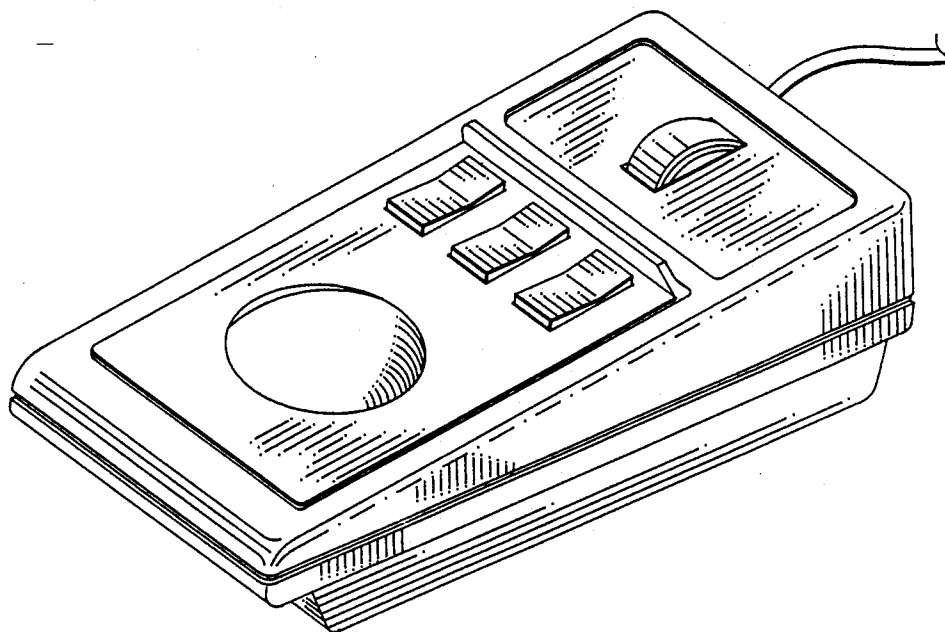
FIG. 2 is a top plan view thereof;

FIG. 3 is a bottom plan view thereof;

FIG. 4 is a rear elevational view thereof;

FIG. 5 is a front elevational view thereof;

FIGS. 6 and 7 are, respectively, right and left side elevational views thereof.






FIG. 1

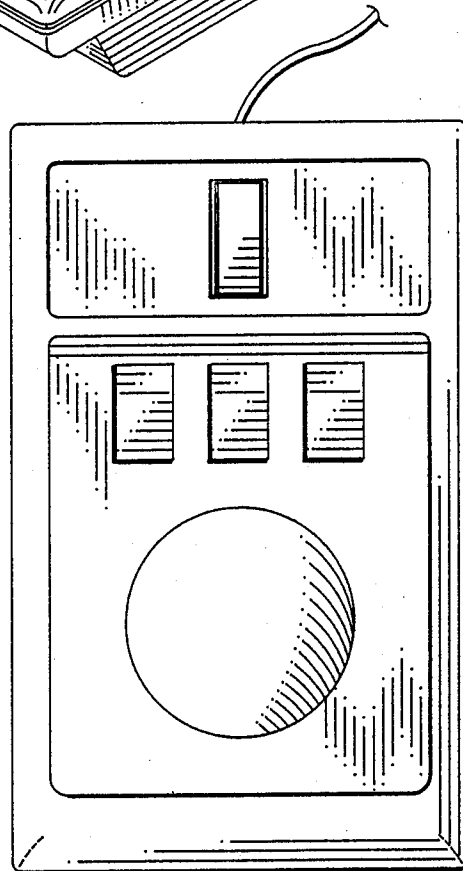


FIG. 2

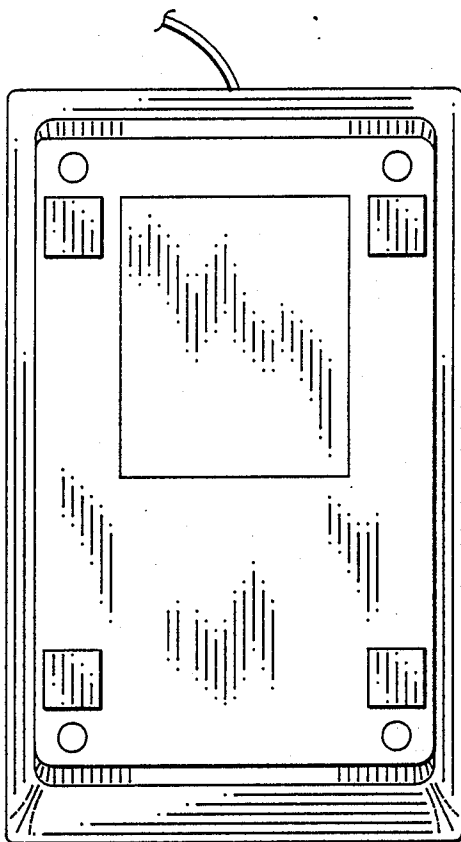


FIG. 3

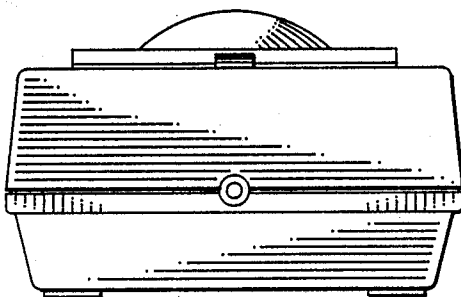


FIG. 4

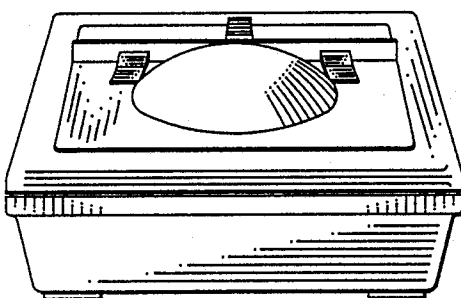


FIG. 5

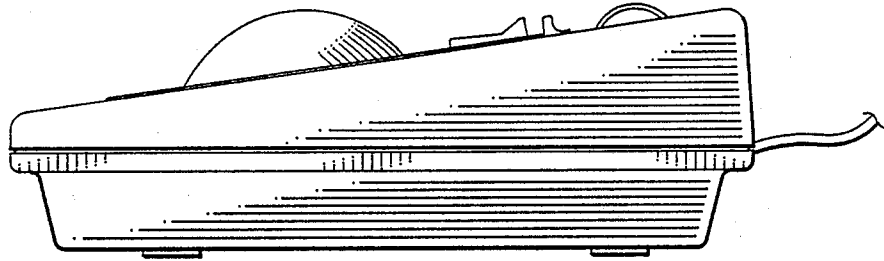


FIG. 6




FIG. 7