

[54] TRACK BALL

[75] Inventor: Satoru Iwata, Tokyo, Japan

[73] Assignee: HAL Laboratory Inc., Tokyo, Japan

[**] Term: 14 Years

[21] Appl. No.: 842,045

[22] Filed: Mar. 7, 1986

[30] Foreign Application Priority Data

Jan. 24, 1986 [JP] Japan 61-001970

[52] U.S. Cl. D21/48

[58] Field of Search D21/48; D14/114;
D13/32; 273/148 B, DIG. 28

[56] References Cited

U.S. PATENT DOCUMENTS

- D. 272,921 3/1984 Kim D21/48
- D. 289,306 4/1987 Burnstein et al. D21/48
- D. 291,318 8/1987 Kim D21/48

OTHER PUBLICATIONS

Hong Kong Toys, 1982, p. 10, bottom left, TF-503,
Electronic Decision Maker.

Primary Examiner—Melvin B. Feifer

Attorney, Agent, or Firm—Flynn, Thiel, Boutell & Tanis

[57] CLAIM

The ornamental design for a track ball, as shown and described.

DESCRIPTION

FIG. 1 is a perspective view of a track ball showing my new design.

FIG. 2 is a front elevational view of the track ball embodying the design.

FIG. 3 is a plan view of the track ball, as shown in FIG. 2.

FIG. 4 is a bottom view of the track ball, as shown in FIG. 2.

FIG. 5 is an end elevational view of the track ball as appearing from the rightward end in FIG. 2.

FIG. 6 is an end elevational view of the track ball as appearing from the leftward end in FIG. 2.

FIG. 7 is a rear elevational view of the track ball, as shown in FIG. 2.

FIG. 8 is a perspective view showing the track ball, a TV display unit and a processing unit being shown with associated connecting cables in broken lines for illustrative purposes only.

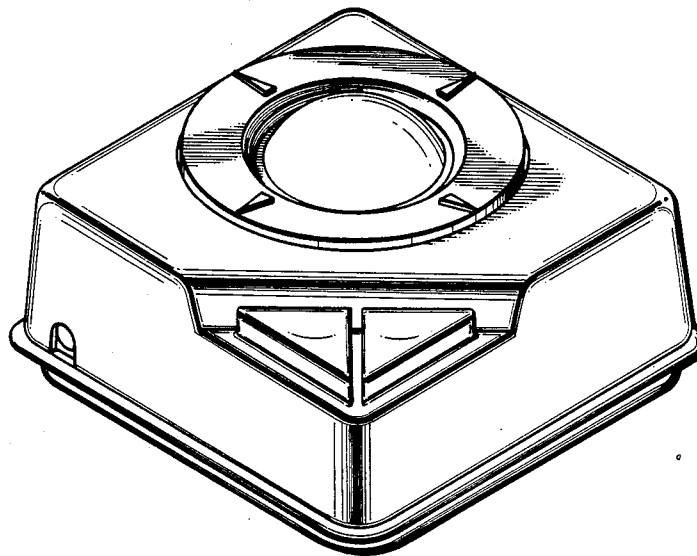


FIG. 1

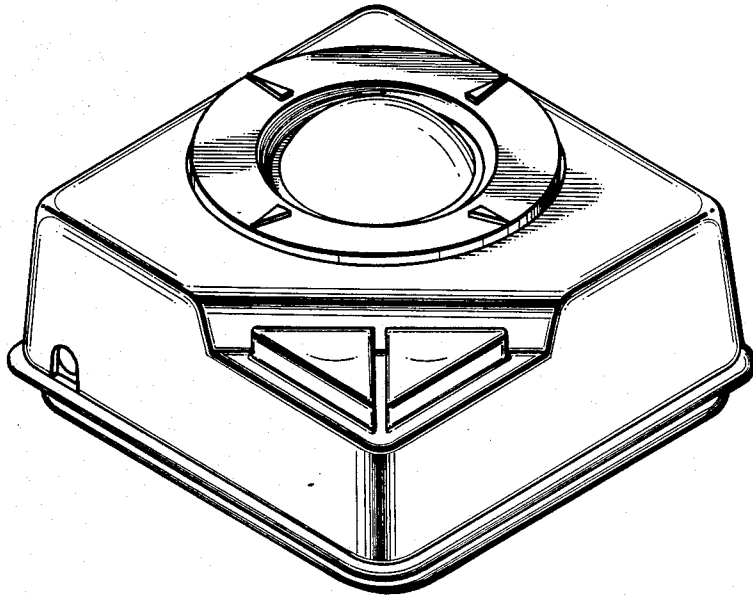


FIG. 2




FIG. 3

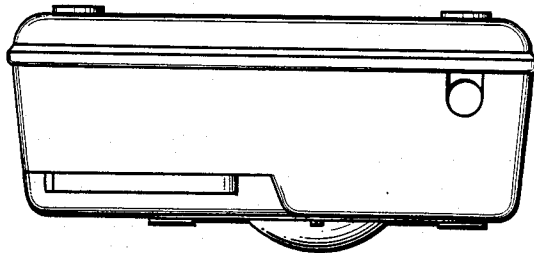


FIG. 4

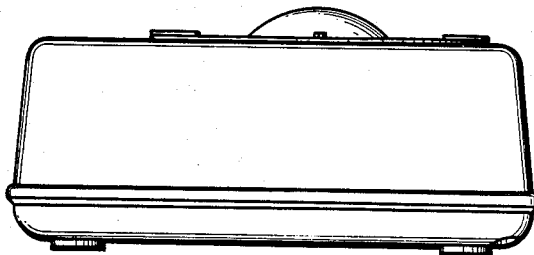


FIG. 5

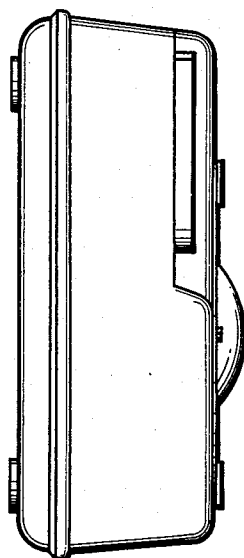


FIG. 6

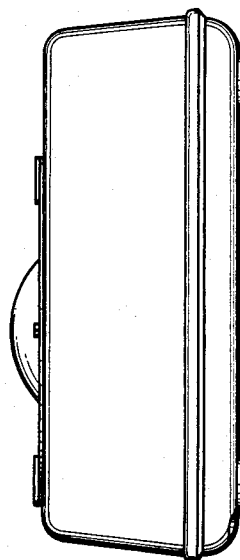


FIG. 7




FIG. 8

